


# Creating Phrases With the Blues Scales


## Examples of Phrases Using the Blues Scale

- \*Play these examples enjoying every note.
- \*Try to memorize some phrases.
- \*Transpose some of them to another keys.

- \*Feel free to play the examples in other register
- \*Make glissandos, ornamentations, etc...
- \*Choose your articulations and accents

1

a)  (ascending phrase)

b)  (descending phrase)

2 


### Swinging

3  phrase starting with rest

4 



### Rubato

5  phrase starting with the blue note

 5 rit.

# Creating Phrases With the Blues Scales

Fast

6

Musical notation for exercise 6, fast tempo. Bass clef, 7/8 time signature. The phrase consists of six eighth notes per bar, with accents and slurs over groups of three notes.

Not fast

7

Musical notation for exercise 7, not fast tempo. Bass clef, 7/8 time signature. The phrase consists of six eighth notes per bar, with triplets and slurs.

8

Musical notation for exercise 8, not fast tempo. Bass clef, 7/8 time signature. The phrase consists of six eighth notes per bar, with slurs and accents.

Musical notation for exercise 8, continuation. Bass clef, 7/8 time signature. The phrase consists of six eighth notes per bar, with slurs and triplets.

Rubato

9

Musical notation for exercise 9, rubato tempo. Bass clef, 7/8 time signature. The phrase consists of six eighth notes per bar, with slurs and accents.

Musical notation for exercise 9, continuation. Bass clef, 7/8 time signature. The phrase consists of six eighth notes per bar, with triplets and slurs.

Swinging

10

Musical notation for exercise 10, swinging tempo. Bass clef, 7/8 time signature. The phrase consists of six eighth notes per bar, with slurs and accents.

Phrase starting  
on the end of the bar


Musical notation for exercise 10, continuation. Bass clef, 7/8 time signature. The phrase consists of six eighth notes per bar, with slurs and accents.

## Creating Phrases With the Blues Scales


### Exercises

*You can use the blank pentagrams to write down your ideas. If you prefer play directly on your instrument.*



1- Make a short ascending phrase. It can be an one bar phrase (see example 1a).



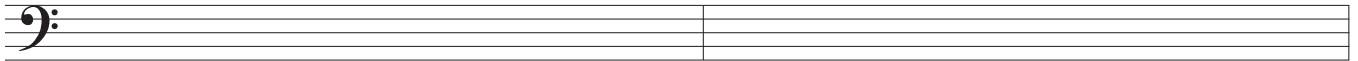
2- Make a short descending phrase. It can be an one bar phrase (see example 1b)



3 - Make a phrase ascending and descending with different rhythms (see example 2)



4 - Make a phrase using only eighth notes (see example 3)



**Be creative!**  
**You can do phrases starting with the root, the 3rd, 5th, etc.... You can use rests and remember to try to do phrases that have a melodic sense. Let your ears lead you.**